

HOW TO PLANT


POTATOES

&

ONIONS

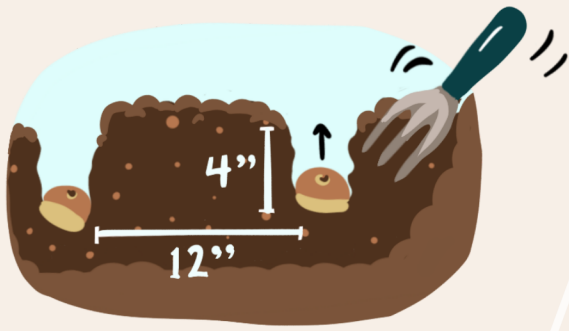


Cut into 2oz. peices, at least 1 eye per piece. Cure overnight.



Plant pointy side up, 1-2in. deep & 3-4in. apart.


Till in compost. Plant 4in. deep & 12in. apart, eyes upwards.



Water thoroughly, +1in. per week.



Hill soil around plants when 12in tall.



Harvest when half the tops are falling over & dry.

Water well, 1-2in per week. Fertilize when flowering begins.



Cure in a dry place for 2-3 days to prolong storage life. Cut foliage when dry.



Harvest 7-8 weeks after planting, or when foliage yellows and falls over.



Store in a cool, dry place under 40°F.



tonkadale
YOUR GREENHOUSE HOME